

ENERGIZER AC13E

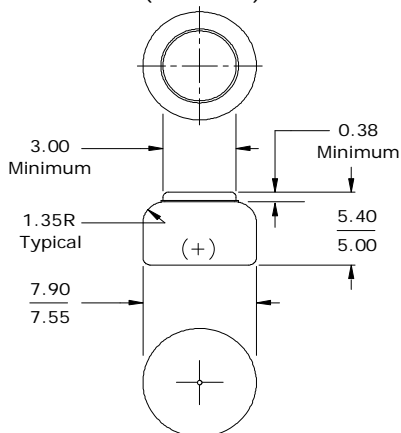
Zinc Air



(top view) (bottom view)

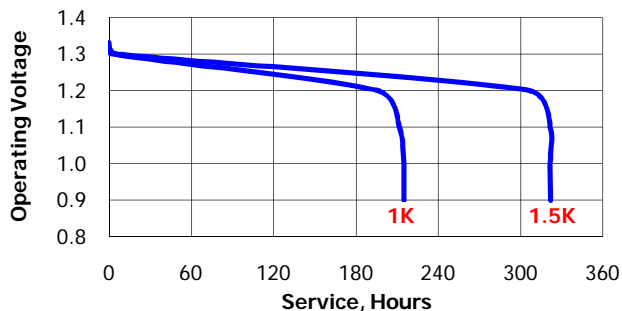
Industry Standard Dimensions

(millimeters)



Typical Discharge Characteristics

Schedule: 16 hours/day
Typical Drain @ 1.3V:
1.3 & 0.87 milliamperes
Load: 1K & 1.5K ohms



Simulated Application Test

Typical Performance at 21°C & 50% RH

| Schedule: | Typical Drains: at 1.3V (milliamperes) | Load (ohms) | Cutoff 0.9V (hours) |
|--------------|----------------------------------------------|----------------|---------------------------|
| 16 Hours/Day | 1.3 | 1,000 | 215 |
| 16 Hours/Day | 0.87 | 1,500 | 322 |

Specifications

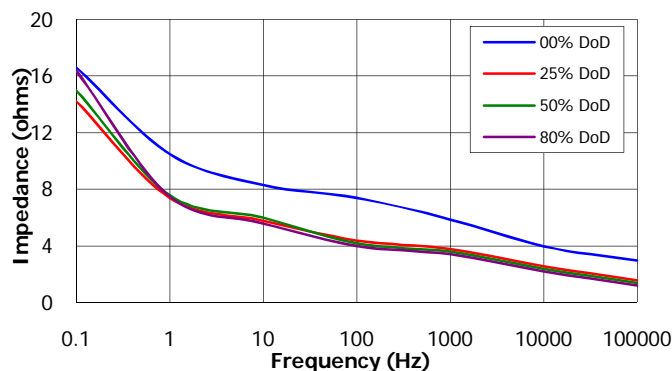
| | |
|--------------------------|---------------------------------------------------------------|
| Chemical System: | Zinc Air (ZnO ₂) |
| Tab Color: | Orange |
| Designation: | IEC-PR48 |
| Nominal Voltage: | 1.4 Volts |
| Typical Capacity: | 280 mAh (to 0.9 volts) (Rated at 1.5k ohms at 21°C/50% RH) |
| Typical Weight: | 0.8 grams |
| Typical Volume: | 0.3 cubic centimeters |

Impedance

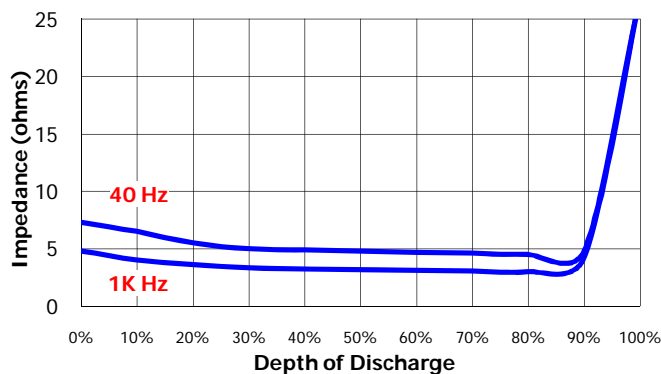
The total opposition that a battery offers to the flow of alternating current. Impedance is a combination of resistance and reactance.

The typical impedance of these cells on open circuit and during useful discharge varies from 5-20 ohms. This applies over a frequency range of 40-5,000 hertz at the current drains shown below.

Impedance vs. Frequency



Impedance vs. Depth of Discharge



Important Notice

This datasheet contains typical information specific to products manufactured at the time of its publication.
©Energizer Holdings, Inc. - Contents herein do not constitute a warranty.