


**ENERGIZER AC675E**

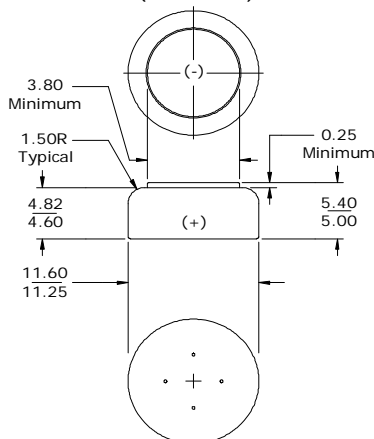
**Zinc Air**



(top view) (bottom view)

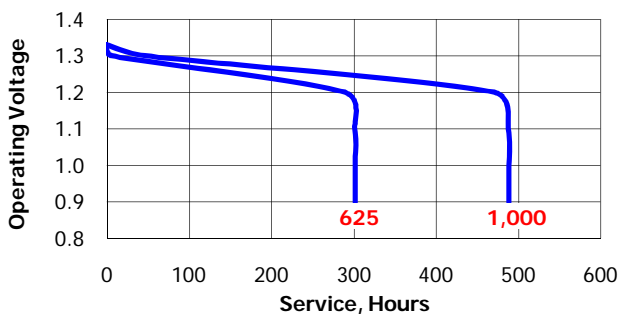
**Industry Standard Dimensions**

(millimeters)



**Typical Discharge Characteristics**

**Schedule:** 16 hours/day  
**Typical Drain @ 1.3V:**  
2.1 & 1.3 milliamperes  
**Load:** 625 & 1,000 ohms



**Simulated Application Test**

Typical Performance at 21°C & 50% RH

Schedule:	Typical Drains: at 1.3V (milliamperes)	Load (ohms)	Cutoff 0.9V (hours)
16 Hours/Day	2.1	625	302
16 Hours/Day	1.3	1,000	488

**Specifications**

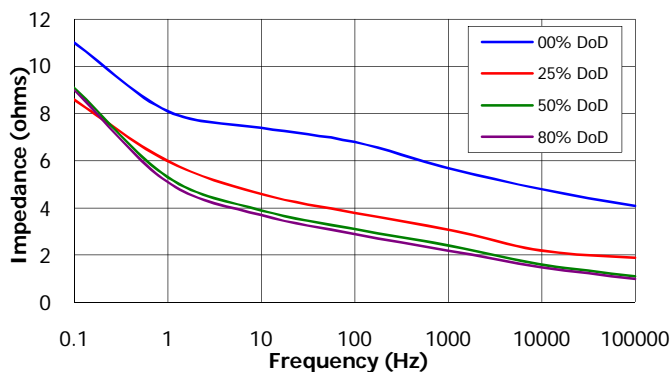
**Chemical System:** Zinc Air (ZnO<sub>2</sub>)  
**Tab Color:** Blue  
**Designation:** IEC-PR44  
**Nominal Voltage:** 1.4 Volts  
**Typical Capacity:** 635 mAh (to 0.9 volts)  
(Rated at 326 ohms at 21°C/50% RH)  
**Typical Weight:** 1.9 grams  
**Typical Volume:** 0.5 cubic centimeters

**Impedance**

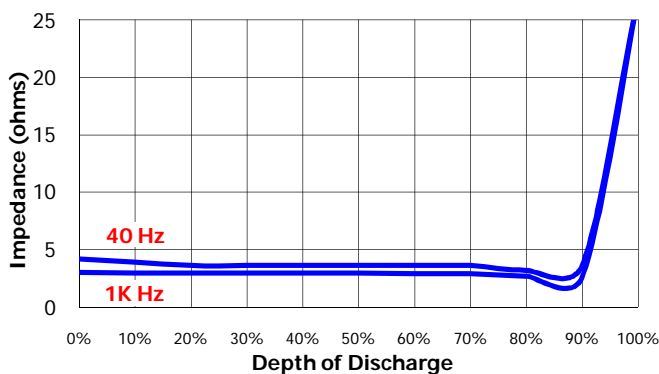
The total opposition that a battery offers to the flow of alternating current. Impedance is a combination of resistance and reactance.

The typical impedance of these cells on open circuit and during useful discharge varies from 5-20 ohms. This applies over a frequency range of 40-5,000 hertz at the current drains shown below.

**Impedance vs. Frequency**



**Impedance vs. Depth of Discharge**



**Important Notice**

This datasheet contains typical information specific to products manufactured at the time of its publication.  
©Energizer Holdings, Inc. - Contents herein do not constitute a warranty.