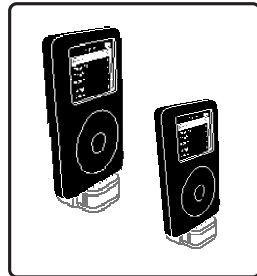


VERSATILE

- Works with all versions of iPod. iPod video, nano, and mini
- Package includes two AA lithium batteries



POWER TO CHARGE

- iPod recharges 2+ times*
- iPod nano recharges 3+ times*

	iPod nano 3x*
	iPod 2x*

*On one set of Energizer lithium AA batteries

POWER TO PLAY

- iPod plays 22+ hours*
- iPod nano plays 46+ hours*

	iPod 32+ hours*
	iPod nano 46+ hours*

*On one set of Energizer lithium AA batteries

Before Using Your Charger:

Please read all instructions and cautionary markings on the charger, batteries, and device.

charger for iPod



instant use

Energizer
energi to go



46* hours of music



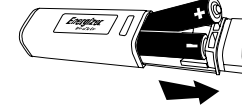
Product Detail:

Designation: iPod Charger
Color: Black
Charging Capability: iPod 5th generation (video) / 30GB,60GB,80GB
 iPod 4th generation / 20GB,30GB,40GB,60GB
 iPod nano 1st generation / 1GB,2GB,4GB
 iPod nano 2nd generation / 2GB,4GB,8GB
 iPod mini 2nd generation / 4GB,6GB
Charging Current: Up to 500 mA
Startup Mechanism: Automatic when connected to device
Shutoff Mechanism: Automatic when no current drawn from device
 Automatic when primary batteries are depleted
Weight (charger): 40 grams (1.4 oz.)
Dimensions (mm): 23 x 89 x 35 (H x L x W)
Safety Features: Reverse polarity protection
 Indicator LEDs

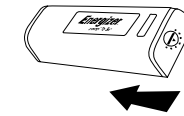
INSTRUCTIONS

1. Slide cover open

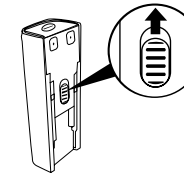
- Insert batteries to match the polarity marks (+ and -)



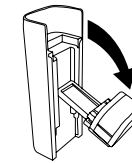
2. Slide cover closed



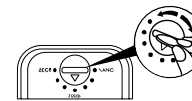
3. Release lock on the back



4. Flip down dock



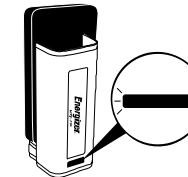
5. Use a coin to move wedge connector to your iPod type



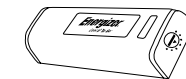
6. Connect iPod to dock



7. The LED will light during use



8. When not in use, return the unit to the closed position



Important Notice

This datasheet contains information specific to products manufactured at the time of its publication.

©Energizer Holdings, Inc.
 Contents herein do not constitute a warranty.

iPod is a registered trademark of Apple Inc., registered in the US and other countries.

Energizer