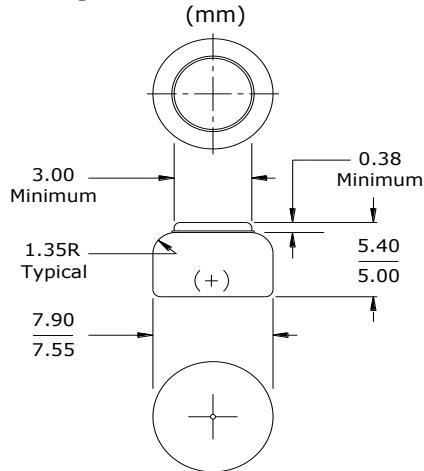


# Energizer AC13 - Mercury Free



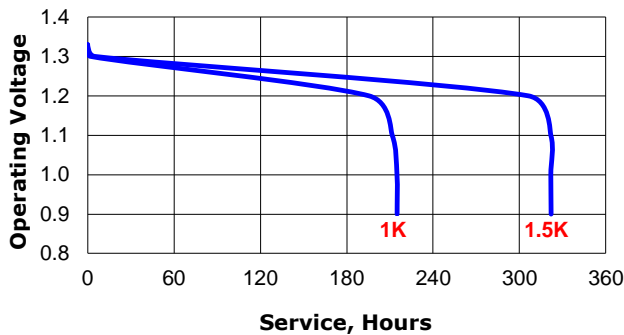
(top view) (bottom view)

## Industry Standard Dimensions



## Typical Discharge Characteristics

**Schedule:** 16 hours/day  
**Typical Drain @ 1.3V:**  
1.3 & 0.87 milliamperes  
**Load:** 1K & 1.5K ohms



## Simulated Application Test

Typical Performance at 21°C & 50% RH

Schedule:	Typical Drains: at 1.3V (milliamperes)	Load (ohms)	Cutoff 0.9V (hours)
16 Hours/Day	1.3	1,000	215
16 Hours/Day	0.87	1,500	322

## Specifications

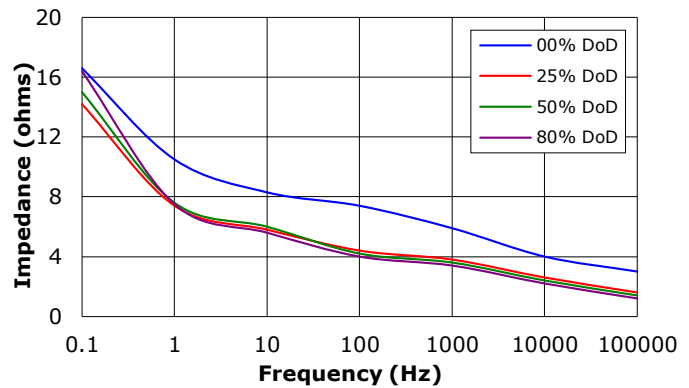
<b>Chemical System:</b>	Zinc Air (Zn/O <sub>2</sub> )
<b>Tab Color:</b>	Orange
<b>Designation:</b>	IEC-PR48
<b>Nominal Voltage:</b>	1.4 Volts
<b>Typical Capacity:</b>	280 mAh (to 0.9 volts) (Rated at 1.5k ohms at 21°C/50% RH)
<b>Typical Weight:</b>	0.8 grams
<b>Typical Volume:</b>	0.3 cubic centimeters

## Impedance

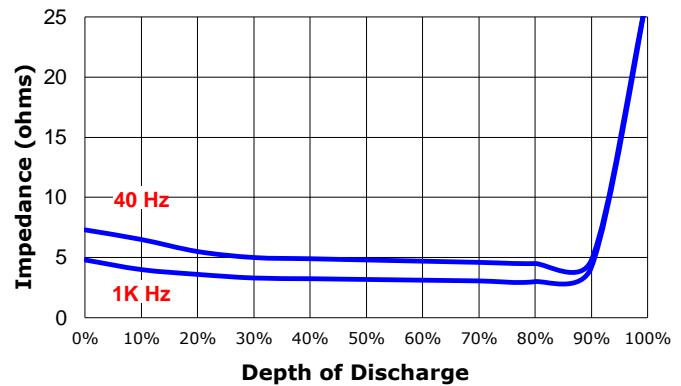
The total opposition that a battery offers to the flow of alternating current. Impedance is a combination of resistance and reactance.

The typical impedance of these cells on open circuit and during useful discharge varies from 5-20 ohms. This applies over a frequency range of 40-5,000 hertz at the current drains shown below.

### Impedance vs. Frequency



### Impedance vs. Depth of Discharge



## Important Notice

This datasheet contains typical information specific to batteries manufactured at the time of its publication.

**Contents herein do not constitute a warranty.**

©Energizer Holdings, Inc. - All Rights Reserved